

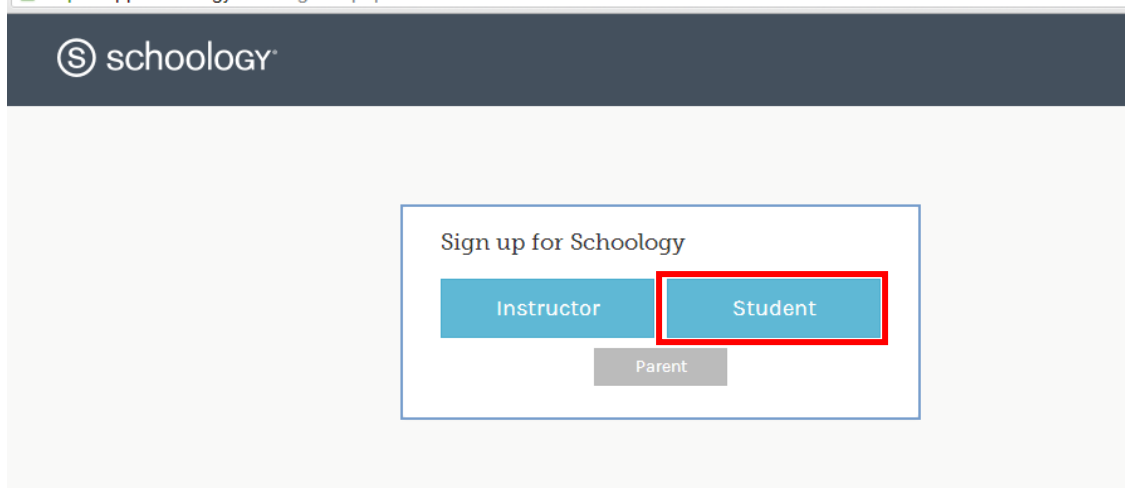
schoolology®

Learn. Together.

A regisztráció lépései

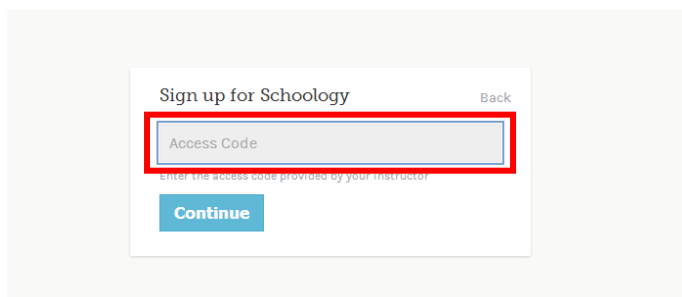
1. Kattints a következő linkre: <https://app.schoolology.com/register.php>
2. Válaszd ki, hogy **Student**

<https://app.schoolology.com/register.php>



The screenshot shows the Schoolology registration page. At the top, there is a dark blue header with the Schoolology logo. Below the header, the main content area is light gray. In the center, there is a white box titled "Sign up for Schoology". Inside this box, there are three buttons: "Instructor", "Student", and "Parent". The "Student" button is highlighted with a red border, indicating it is the selected option.

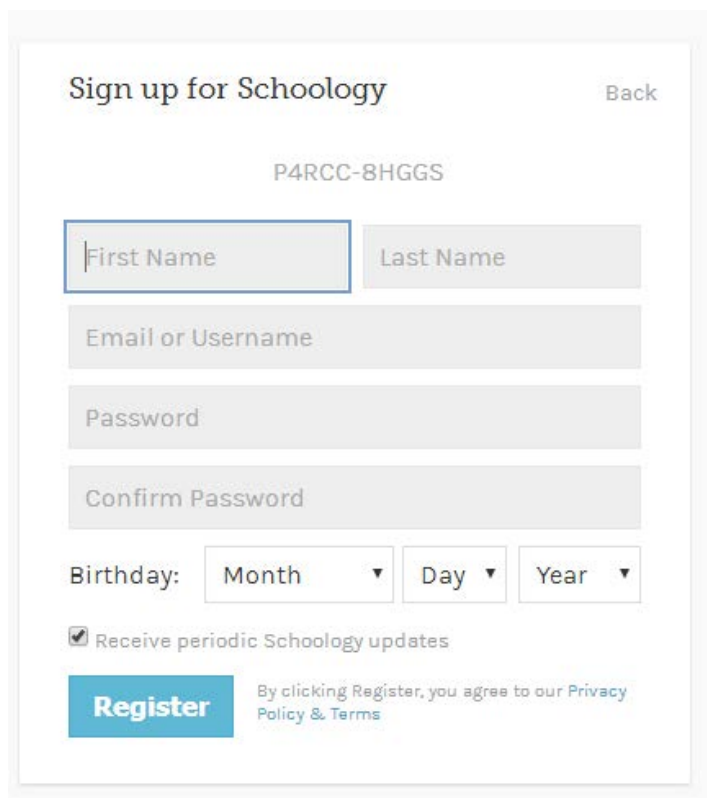
3. Írd be a hozzáférési kódot! Access code: **P4RCC-8HGGS**



The screenshot shows the Schoolology registration page. At the top, there is a white box titled "Sign up for Schoology" with a "Back" link in the top right corner. Below the title, there is a text input field labeled "Access Code". The input field is highlighted with a red border. Below the input field, there is a small text label that reads "Enter the access code provided by your instructor". At the bottom of the box, there is a blue "Continue" button.

4. Töltsd ki az adataidat:

Keresztnév, családnév, e-mail cím (ez lesz a felhasználó neved is), és írd egy jelszót is. Ezzel fogsz majd később bejelentkezni az oldalra. Tölts ki a születési dátumodat, majd nyomd meg a **Register** gombot.

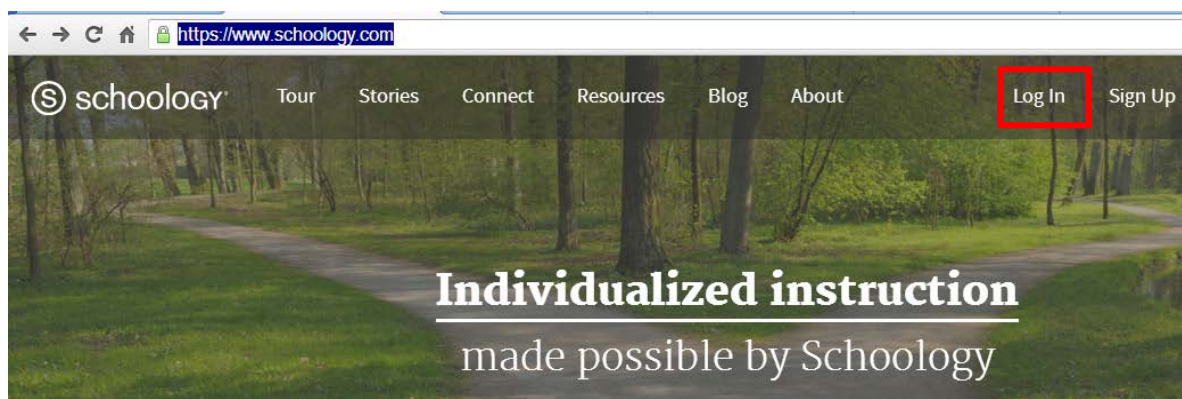


The image shows a registration form titled "Sign up for Schoolology" with a "Back" link in the top right. Below the title is the alphanumeric code "P4RCC-8HGGS". The form contains several input fields: "First Name" and "Last Name" (side-by-side), "Email or Username", "Password", and "Confirm Password". Below these is a "Birthday" section with dropdown menus for "Month", "Day", and "Year". There is a checked checkbox for "Receive periodic Schoolology updates". At the bottom left is a blue "Register" button, and to its right is the text "By clicking Register, you agree to our Privacy Policy & Terms".

5. Ha már regisztráltál és be akarsz lépni, akkor kattints a következő linkre:

<https://www.schoolology.com/>

6. Válaszd ki, hogy **Log In**



7. Jelentkezz be az e-mail címeddel és a regisztrációkor beírt jelszavaddal.

A Schoolology App-et letöltheted telefonra és tabletre is (Apple és Android). Köszönjük, hogy regisztráltál.